



Design·Craft.

Great design. Greater capacity.

DISCOVER great design.

Design-Craft gives you room to explore a constellation of possibilities. Bring tomorrow's trends to today's cabinetry with forward-thinking materials that push the boundaries of design technology, as well as finishes and styles ranging from traditional raised panel doors and classic stains to contemporary looks and cutting-edge finishes. Create a space that launches you into your passions and showcases your personal style.

Great design.



ENVISION: room gallery	2
EXPLORE: wood species / MDF	34
premium veneer / MDF.	46
thermofoil	48
exclusive materials	52
decorative inserts	56

CREATE greater capacity.

Our products are manufactured with sustainability in mind—
Design-Craft's lifetime durability and space-saving frameless
construction require less material, preserving more natural resources.

Greater capacity.



OPTIMIZE: organization	26
EXPERIENCE: frameless	60
SUSTAIN: green initiatives	64



MORE
SPACE
INSIDE



ENVISION style potential.

Express your individuality and create a space that showcases your unique taste—the only limit is your imagination.



MODERN/ CONTEMPORARY

Sleek, cutting edge styles for cabinetry as fashion-forward as you are.



TRANSITIONAL

Clean lines and classic styles give you the best of both worlds.



TRADITIONAL

Rich and timeless looks with all the benefits of modern frameless design.

ENVISION.





Bella & Brava

EXPRESS YOURSELF with your favorite bold blue in a serene Midcentury Modern space.



CREATE THIS LOOK:

Bella whitewood Eagle Rock (finish select)
and MDF Celeste Classic with Brava White gloss glass

ENVISION.





Loxley & Bella

ADD ON-TREND CONTRAST to a timeless, crisp white kitchen with bold Smoke stain and rustic Peppered Appaloosa finish.

CREATE THIS LOOK:

Loxley Flat Panel maple Irish Crème Classic and cherry Peppered Appaloosa; Bella heartwood Smoke

ENVISION.





Loxley

CREATE layers of texture with warm gray paint, mirrored doors, and rustic wood accents.



CREATE THIS LOOK:

Loxley Flat Panel maple Frappe Classic and oak Greystone

ENVISION.



Bella & Brava

UTILIZE MDF as an alternative to maple for painted finishes—it creates the same sleek, uniform look with even greater resistance to expansion and contraction.



CREATE THIS LOOK:

Bella MDF Chai Latte Classic with Brava Charcoal matte glass

ENVISION.





Providence

COMBINE classic white cabinets with contemporary linear design for a fresh, inviting feel. Add a versatile workspace with a freestanding rolling cart.



CREATE THIS LOOK:

Providence Flat Panel maple White Icing Classic and oak Espresso

ENVISION.





Pike's Peak & Brava

GO BOLD by mixing wood grain texture and glass in multiple layers for a timeless, modern arrangement.

CREATE THIS LOOK:

Pike's Peak textured melamine Tobacco
with Brava Mocha glass glass

ENVISION.



Gibson, Bella & Carlton

REFLECT your stylish personality with elegant, high-gloss acrylic finishes and crisp metallic accents.



CREATE THIS LOOK:

Bella heartwood Smoke and Gibson acrylic White Dahlia with Carlton Brushed Stainless Steel and Frosted glass

ENVISION.



Gibson & Bella

MIX materials to add depth to your design. Richly stained premium veneer and reeded patterned glass bring this high-gloss acrylic kitchen back down to earth.



CREATE THIS LOOK:

Gibson acrylic Charcoal Gray and Bella heartwood Espresso with Bellagio Brushed Stainless Steel and Vertical Reeded glass

ENVISION.





Park Place Flat Panel

ACCESSORIZE with accents such as corbels and turned legs to embellish square corners and enhance your focal point.



CREATE THIS LOOK:

Park Place Flat Panel maple White Chocolate Classic and cherry Tumbleweed

ENVISION.



Pike's Peak & Gibson

BE BOLD and bring together the look of reclaimed wood with splashes of crisp, bright whites for a European-inspired look that delights the senses.



CREATE THIS LOOK:

Pike's Peak textured melamine Desert Wood and Gibson acrylic Gardenia with Catania Brushed Stainless Steel and Frosted glass

ENVISION.





Bella

UNITE the spirit of European style and the warmth of natural wood tones with sleek stainless steel and rich wenge veneer.



CREATE THIS LOOK:

Bella wenge Natural with Carlton Brushed Stainless Steel and Horizontal Reeded glass



OPTIMIZE your space.

Engineer your kitchen for maximum efficiency and tailor each cabinet to your unique needs with innovative storage and organization solutions.



STORE



Streamline your kitchen activities by adding a variety of savvy, quick-access cabinets.

ACCESSORIZE



Make the most of every inch with perfect-fit additions.

ORGANIZE



Keep your space inviting and uncluttered with smart solutions.

OPTIMIZE.

▼ PULL-OUT TABLE 32" when fully extended

Extend the counter space of your new kitchen with this ingenious pull-out countertop.



▼ POTS AND PANS STORAGE

Store lids and oversized cookware in generous Design-Craft interiors.



▲ SMART SINK BASE

On-the-door shelving is just one option for handy under sink storage.



▲ PULL OUT CORNER STORAGE

Innovative corner base shelves rotate out smoothly—no more wasted space or lost items.

TIERED CUTLERY DIVIDER ▼

An innovative sliding tray makes this drawer system serve double-duty.



▼ FULL ACCESS CORNER BASE STORAGE

Get spectacular use out of a typically dark, underutilized cabinet.



▲ BIN STORAGE

Simply snap on the lid and keep pasta, cereal, and other staples fresh.



▲ PEG BOARD DRAWER ORGANIZER

Use an imaginative peg system to adjust to your ideal storage needs.



▲ DRAWER DIVIDER ORGANIZER

An alternative to pegs, these easy-to-use drawer dividers provide unique and customizable storage opportunities.

OPTIMIZE.


▼ TALL PULL-OUT STORAGE

The ideal, double-sided cabinet for maximum storage of everyday necessities.



▼ TIERED HIDDEN STORAGE

More space inside never looked so organized. This full-height door cleverly disguises two extra drawers for maximum storage.



▲ VERTICAL LIFT DOOR

With the touch of a button doors lift straight up and stay put, giving you easy access to dishes and more.



▲ WASTEBASKET CABINET

Conceal dual waste bins within a single cabinet that rolls out seamlessly.

TIERED STORAGE ▼

A hidden drawer maximizes organization while maintaining the sleek, minimalist lines of a single deep drawer.



SPICE DRAWER INSERT ▲

Spices are stored conveniently at waist-height, easily within reach.



▲ PULL-OUT PANTRY

Two-sided, base level access of larger items, with non-skid shelving.



EXPLORE limitless possibilities.

Dozens of classic and specialty materials give you the choices to express your unique style.



WOODS

Choose from a wide variety of domestically-sourced hardwoods ranging from classic cherry to rustic knotty alder.

PREMIUM VENEERS

Create a striking aesthetic with unique bamboo, soft sycamore, rich wenge, or one of dozens of other eye-catching options.

THERMOFOILS

Whether you select a glossy, matte, or woodgrain style, this low-maintenance alternative is both durable and easy-to-clean.

EXCLUSIVES

A curated selection of distinctive choices from colorful, avant-garde acrylic to the weathered-look Remnants Collection.

EXPLORE.



MORE
SPACE
INSIDE

Wood Species & MDF

Embrace the beauty of organic grain patterns in these natural hardwoods. Each cabinet is sealed with a satin or semi-gloss top-coat to protect against daily wear.

Paintable MDF is a great alternative to maple. Painted MDF gives a stylish, consistent look that is durable and more resistant to warping, expansion and contraction than solid hardwoods.




MDF



The rustic nature of this light brown wood showcases pin knots, open and closed knots, and mineral streaks that are embedded in uniform straight-grain patterns.



KNOTTY ALDER



The unique cutting of this oak creates close-knit vertical grain patterns that display a textured and figured appearance. Oak ranges in color from light tan to brown.



QUARTERSAWN OAK



MAPLE



The smooth texture and uniform grain patterns have a visible color range of creamy white to varying shades of brown, and turns amber with age.

CHERRY



The esteemed look of cherry ranges from light pink to varying shades of brown, and deepens in color with age.

OAK



Arching grain patterns are typical of the classic oak species. Natural wood colors range from light tans to dark reds and browns.

HICKORY



Bold, prominent grain patterns are characteristic of hickory. Additional features include: burls, pin knots, mineral streaks and small sound knots.

CREATE THIS LOOK:

Loxley Flat Panel maple Frappe Classic
and oak Greystone

Wood Door Styles

Variety of styles shown, visit DesignCraftCabinets.com for the full selection.

▼ POTTER'S MILL FLAT PANEL
cherry Eagle Rock Sable
Glaze and Highlight




▼ VICTORIA RAISED PANEL
cherry Natural



▼ DEVONSHIRE RAISED PANEL
maple Islander Dry Brush




▼ LOXLEY FLAT PANEL
maple Castle Rock Sheer



▲ MADISON RAISED PANEL
cherry Peppered Appaloosa



▲ DEVONSHIRE FLAT PANEL
maple Chai Latte Classic



▲ PROVIDENCE BEADED PANEL
knotty alder Amaretto Ebony
Glaze and Highlight

Wood Door Styles


▼ SONOMA REVERSE
RAISED PANEL
cherry Natural



▼ BAHAMAS
maple Buckskin Appaloosa




▼ HUDSON FALLS
FLAT PANEL
quartersawn oak
Cottage White Sheer



▼ CALISTOGA
RAISED PANEL
knotty alder Peppercorn



▲ PROVIDENCE REVERSE RAISED
hickory Amaretto Ebony Glaze
and Highlight



▲ PARK PLACE REVERSE RAISED PANEL
maple Earl Grey Classic



▲ POTTER'S MILL RAISED PANEL
maple Gale Classic

EXPLORE.



MORE
SPACE
INSIDE

Wood Finishes

Take your pick of a broad spectrum of stains, paints, and specialty finishes to create a look that expresses your personal flair.




STAIN

Let the natural beauty of your chosen wood shine through. Accentuate door details with Highlight only or add dimension with a hand-applied Glaze and Highlight.



PAINT

Give your cabinetry a smooth, uniform finish with classic paint shades, or add character with hand-brushed Glaze and Highlight or Highlight Only options.



SPECIALTY

Skilled artisans create these one-of-a-kind finishes by hand through multistep processes including hand-brushing, color-washing, and /or distressing.

CREATE THIS LOOK:

Loxley Flat Panel maple Irish Crème Classic and cherry Peppered Appaloosa; Bella heartwood Smoke

Stain

From a standard stain to the rich patina of a glaze, select the finish technique that suits your décor.

▼ HIGHLIGHT ONLY
applicable to wood door styles



▼ GLAZE AND HIGHLIGHT
applicable to wood and premium veneer door styles



▲ STAINS
applicable to wood and premium veneer door styles

HIGHLIGHT ONLY
Hand brushing glaze on doors, drawer fronts, molding and accessories to accent and define detail without changing the overall base color.

GLAZE AND HIGHLIGHT
Glaze is sprayed over all finished components then hand-wiped, changing the base color. Highlighting is added to define details on doors, drawer fronts, moldings and accessories.



Sandalwood



Sandalwood Burnt Sienna Highlight Only



Sandalwood Burnt Sienna Glaze and Highlight

Paint

Express yourself in color, then select from four paint treatments—Classic, Highlight Only, Paint with Glaze and Highlight, or Heirloom—to achieve a look you will love.

CLASSIC FEATURES:

- Base primer fill coat for a smooth surface
- Complete enamel coverage for lustrous color

HIGHLIGHT ONLY FEATURES:

- Includes Classic features
- Highlight defines details on doors, drawer fronts, moldings and accessories

GLAZE AND HIGHLIGHT FEATURES:

- Includes Highlight Only features
- Glaze adds a patina over the base color

HEIRLOOM FEATURES:

- Includes Glaze and Highlight features
- Random distressing
- Artful sand-through
- Softly sanded corners




▲ CLASSIC
applicable to maple and MDF door styles.
Carriage Black available in additional species



▲ HIGHLIGHT ONLY
applicable to maple and MDF door styles



▲ GLAZE AND HIGHLIGHT
applicable to maple and MDF door styles



▲ GLAZE AND HIGHLIGHT WITH HEIRLOOM DISTRESSING
applicable to maple door styles—Carriage Black available in additional species

HIGHLIGHT ONLY

Hand brushing glaze on doors, drawer fronts, molding and accessories to accent and define detail without changing the overall base color.

GLAZE AND HIGHLIGHT

Glaze is sprayed over all finished components then hand-wiped, changing the base color. Highlighting is added to define details on doors, drawer fronts, moldings and accessories.



Saffron Classic



Saffron Mocha Highlight Only



Saffron Mocha Glaze and Highlight

Distressing

Create a one-of-a-kind look with specialty distressing, offered in four levels of character—lightly with heirloom, subtly worn with Antique and weather-beaten with Legacy. Specialty finish Appaloosa gives you true-to-life aging.



▲ LEGACY distressing
applicable to select wood door styles on select stain with glaze and highlight finishes

▼ HEIRLOOM distressing
applicable to select wood door styles on select paint with glaze and highlight finishes



▲ APPALOOSA knotty alder Peppered Appaloosa
available on select wood door styles

▼ ANTIQUE distressing

applicable to select wood door styles on
select stain with glaze and highlight finishes



HEIRLOOM DISTRESSING FEATURES:

- Dents (automated)
- Softly sanded corners

ANTIQUÉ DISTRESSING FEATURES:

- Hand applied dents
- Softly sanded corners

LEGACY DISTRESSING FEATURES:

- Hand applied dents
- Softly sanded corners
- Knife splits
- Worm holes
- Cowtailing
- Chisel marks

APPALOOSA DISTRESSING FEATURES:


- Hand applied dents
- Softly sanded corners
- Knife splits
- Worm holes
- Chisel marks
- Cowtailing
- Brushed glaze accents



Dove Appaloosa



Silver Appaloosa



Buckskin Appaloosa

Specialty Finishes

If your vision includes incredibly detailed, historic looks, take a closer look at the Coastal and Stoney Brooke specialty finish treatments.

COASTAL COLLECTION FEATURES:

- Available on wood and premium veneer door styles
- SHEER: Color-washed stain
- DRY-BRUSH: Dry hand-brushed accent

▼ Islander Dry Brush



▼ Seagrass Dry Brush



▲ Cottage White Sheer




▲ Harbor Mist Dry Brush



▲ Castle Rock Sheer

STONE BROOKE FEATURES:

- Multiple glaze materials onto stain
- Thicker than normal glaze
- Varying shades of glaze
- Textural feel and appearance
- Available on oak, quartersawn oak and straight-grain red oak



▲ STONEY BROOKE COLLECTION Greystone

EXPLORE.



MORE
SPACE
INSIDE

Premium Veneer & MDF Styles

These premium hardwood veneer styles are available exclusively on the Bella door style to add eye-catching, trend-forward looks to your home. Or select a paintable MDF door for maximum durability with minimum maintenance.



MDF

Paintable MDF is a great alternative to maple. Painted MDF gives a stylish, consistent look that is durable and more resistant to warping, expansion and contraction than solid hardwoods.



RECONSTITUTED/
STRAIGHT-GRAIN

Layers of veneer are aesthetically combined to form uniform grain with high contrasting colors in Reconstituted veneers. Straight-grain Red Oak is a premium cut veneer displaying beautiful character and natural figuring of the wood.



ALL THEIR OWN

These highly desirable veneers, like Bamboo or Sycamore, boast unique irregular patterns and contrast, offering a specialized look to your décor.

CREATE THIS LOOK:

Bella whitewood Eagle Rock (finish select)
with Brava White gloss glass

EXPLORE.



MORE
SPACE
INSIDE

Thermofoil

Lustrous and durable, Design-Craft offers thermofoil options in classic woodgrain, contemporary gloss, or modern matte finishes.




MATTE

A solid, soft and muted finish available in two neutral tones.



WOODGRAIN

Woodgrain finishes provide a realistic-looking, durable alternative to hardwoods.



GLOSS

Gloss is often used for contemporary or urban designs. These high luster finishes are available in a wide variety of colors.

CREATE THIS LOOK:

Bella bamboo Natural and Eaton thermofoil Pearl with Bellagio Brushed Aluminum and Frosted glass

Thermofoil Panel Styles

▼ WINTERBERRY Golden Applewood
available in matte and woodgrain finishes



▲ FENWICK Polar
available in matte finishes



▲ LINCOLN Dune
available in matte finishes

▼ CALEDON Polar
available in matte finishes



▼ WATTSBURG Tigereye Walnut
available in matte and woodgrain finishes



▲ EATON Amber Walnut
available in matte, woodgrain and gloss finishes

Exclusive Styles & Colors

Acrylic styles and colors create the ultimate in drama when incorporated into your new room. Created by applying a thick layer of clear gloss to a specialized base, the acrylic material provides a rich, high-gloss finish.





HIGH GLOSS ACRYLIC

Sleek and sophisticated, acrylic finishes are highly reflective.




CREATE THIS LOOK :

Gibson acrylic Gardenia with
Catania Brushed Stainless Steel
and Frosted glass





▼ GIBSON Imperial Red



Exclusive Styles & Colors

The Remnants Collection is fashioned with advanced European technology using textured melamine material to emulate the tones and characteristics found in time-worn woods. It is available on the Pike's Peak door style in four colors—each color has a unique grain pattern and texture. The Remnants Collection is a striking complement to painted, metal or glass doors. Ask your designer for a sample, and feel the artistry for yourself.



CREATE THIS LOOK:

Pike's Peak textured
melamine Tobacco.

The Remnants Collection



Pike's Peak Silver Moss



Driftwood



Desert Wood



Tobacco

EXPLORE.



Decorative Inserts & Doors

Select mullions from traditional to ultramodern styles to coordinate with wood, premium veneer, and thermofoil doors and choose from a variety of glass and mirror inserts to further embellish cabinetry.



TEXTURED GLASS



Add sparkle to any room with textured glass. Available in open or mullion framed doors.



MIRRORS



Mirror inserts bring style and light into any room. Our hand-crafted mirrors are unique—with no two patterns alike. Available in open or mullion framed doors.



ART GLASS



Art glass combines old-world craftsmanship with today's technology to create a truly personal and lasting statement.



MULLIONS



Mullions are a decorative grid of framework and glass that create a custom look anywhere in the home.



ALUMINUM DOORS



Transform the entire look of your space with a sleek and stylish aluminum framed door. Available in matte aluminum, brushed stainless steel and oil rubbed bronze finishes.

CREATE THIS LOOK:

Bella heartwood Smoke and Gibson acrylic White Dahlia with Carlton Brushed Stainless Steel and Frosted glass

Decorative Doors

Select mullions from traditional to ultramodern styles to coordinate with wood, premium veneer, and thermofoil doors and choose from a variety of glass and mirror inserts to further embellish cabinetry.

▼ BELLAGIO Matte Aluminum with Frosted glass



▼ EPIC mirror



▼ POLARIS mullion



▲ STANDARD mirror



▲ RAIN textured glass



▲ CLEAR glass



▲ STYLE D art glass

▼ PATINA mirror



▼ CANTERBURY mullion



▼ CARLTON Oil-Rubbed Bronze with Frosted glass



▼ GUNMETAL mirror



▲ VERTICAL REEDED textured glass



▲ MISSION TRANSOM (wood lower) mullion



EXPERIENCE innovative artistry.

Discover the subtle, yet essential elements that give Design-Craft cabinets the edge in construction, durability, and beauty.

CRAFTSMANSHIP



Each cabinet is handcrafted one at a time to your exact specifications with careful attention to detail for exceptional quality.

STANDARD



Premium features are included as standard on every Design-Craft cabinet, including Quiet Close hinges, $\frac{3}{4}$ " thick furniture board end panels, and $\frac{5}{8}$ " thick solid-wood dovetail joints.

UPGRADES



Choose the look and performance level you desire in your home with upgrade choices.



Design-Craft cabinets comply with the nationally recognized KCMA/ANSI 161.1 Standard and have successfully completed a rigorous battery of tests simulating years of typical household use.

EXPERIENCE.

▼ QUIET CLOSE FULL EXTENSION drawer guides

Every Design-Craft drawer features full-extension drawer guides that give you access to everything inside. A simple push will get these drawers going into the closed position, softly and quietly.



▼ QUIET CLOSING doors

Special 110 degree opening door hinges slow the occasional slam for a peaceful kitchen, day and night.



▼ MAPLE natural melamine interior

A beautiful, natural-looking maple melamine interior applied to standard furniture board or natural maple veneer interiors applied to upgraded plywood.



▲ HEAVY-DUTY 3/4" thick materials

The ultimate in confidence with standard furniture board or upgraded plywood cases (sides, bottoms and floors) that are 33% thicker than most framed cabinets.

▲ WHITE melamine interior

A bright, fresh cabinet interior greets you every time with white melamine, applied to either standard furniture board or upgraded plywood.



▲ 5/8" THICK SOLID-WOOD DOVETAIL drawers



▲ 3/4" THICK FURNITURE BOARD end panels



▲ METAL DRAWERS

Easy-clean metal drawer sides make a bright, fresh complement to contemporary kitchens (upgrade option).



▲ 3/4" THICK PLYWOOD end panels (upgrade option)

A person with long hair, wearing a light blue shirt and jeans, is walking away from the camera on a paved path. The path is lined with green bushes and trees on the left. In the background, a city skyline is visible through a hazy atmosphere. The text 'SUSTAIN tomorrow's adventures.' is overlaid in white, with 'SUSTAIN' in all caps and 'tomorrow's adventures.' in lowercase. A thin horizontal line is positioned below the text.

SUSTAIN tomorrow's adventures.

Conserve your resources and the planet's by choosing cabinets built to last a lifetime, reducing the cost and environmental impact of replacement.

GREEN INITIATIVES



Design-Craft prioritizes responsible manufacturing at all stages of the production process, including resource management, promoting growth in critical ecosystems, and upholding rigorous air and water quality standards.

CERTIFICATIONS



Our commitment to environmental stewardship has been recognized by key green organizations in the cabinetry industry, including the Kitchen Cabinet Manufacturers Association Environmental Stewardship program. Design-Craft may also help your building or project achieve LEED certification.

Visit DesignCraftCabinets.com for more information.

Printing Limitations

Product photography and illustrations have been reproduced as accurately as print and web technologies permit. To ensure highest satisfaction, we suggest you view an actual sample from your nearest Design-Craft dealer for best color, wood grain and finish representation.

Product Availability

Styles and product availability may vary slightly from those shown in this catalog due to material availability and/or improvements to our designs. Specifications are subject to change without notice. Check with your authorized dealer for product specifications before planning your kitchen.



Kitchen Cabinet Manufacturers Association
Environmental Stewardship Program
All Products Impact the Environment
For ESP Program Criteria, Visit kcma.org



Design-Craft Cabinets may help your building or project achieve LEED certification by contributing towards credits in two areas: Materials and Resources and Regional Materials.

Design·Craft

10501 10th Street, Waconia, MN 55387

Great design.
Greater capacity.

Create a space that expands your horizons and
launches you into your passions.

Get more at:
DesignCraftCabinets.com

Design-Craft manufactured by

ELKAY®

AMERICAN PRIDE. A LIFETIME TRADITION.

Like your family, the Elkay family has values and traditions that endure. For almost a century, Elkay has been an American, family-owned and operated company, providing thousands of jobs that support our families and communities.

