

Showroom Guide

A quick reference to door styles, material and finishes.



Design·Craft®

Great design. Greater capacity.



EXPLORE limitless possibilities.

Design-Craft gives you room to explore a constellation of possibilities. Bring tomorrow's trends to today's cabinetry with forward-thinking materials that push the boundaries of design technology. Envision a multitude of design options with door styles ranging from traditional raised panel styles to contemporary slab profiles. Create a space that showcases your personal style with finish choices including classic wood stains, cutting-edge acrylics, premium hardwood veneers, specialty finishes, and more. The only limit is your imagination.



EXPLORE:	pick-a-panel door styles	4
	specialty door styles	9
	wood & paint grade characteristics . . .	10
	wood & paint grade finishes	11
	specialty finishes.	19
	exclusive materials	24
	premium veneer & paint grade	
	door style and colors	28
	thermofoil door styles & colors	34
EXPERIENCE:	frameless craftsmanship	36

ONE STYLE With Options

Design-Craft makes it easy to transcend the everyday with a wide selection of door options. Start by selecting a door frame, then choose a center panel—from a variety of options. From raised panels that suit classic styling, to beaded, offering quaint and casual warmth, and flat or reversed raised panels for streamlined and simplified looks.

Add interest to your design by using one panel style for the kitchen perimeter and accent with a different center panel for the island. With panel options available on a variety of Design-Craft doors, it's fun and easy to create looks for every personality and architectural style.

PANEL TYPE / WOOD SPECIES / PRICE GROUP

DOOR STYLE	FLAT PANEL									REVERSED RAISED								RAISED								BEADED										
	CHERRY	HICKORY	KNOTTY ALDER	MAPLE	OAK	PAINT GRADE	QS OAK	RIFT-CUT WHITE OAK	WALNUT	CHERRY	HICKORY	KNOTTY ALDER	MAPLE	OAK	PAINT GRADE	QS OAK	RIFT-CUT WHITE OAK	WALNUT	CHERRY	HICKORY	KNOTTY ALDER	MAPLE	OAK	PAINT GRADE	QS OAK	RIFT-CUT WHITE OAK	WALNUT	CHERRY	HICKORY	KNOTTY ALDER	MAPLE	OAK	PAINT GRADE	QS OAK	RIFT-CUT WHITE OAK	WALNUT
BROOKHILL	4	2	5	3	2	1	-	8	8	7	5	7	5	5	3	-	12	12	7	5	7	5	5	3	-	12	12	-	-	-	-	-	-	-	-	-
CALISTOGA	8	7	8	7	7	-	-	-	-	11	10	11	10	10	-	-	-	-	11	10	11	10	10	-	-	-	-	-	-	-	-	-	-	-	-	
DANA POINTE	5	4	5	4	4	-	-	-	-	7	6	7	6	6	-	-	-	-	7	6	7	6	6	-	-	-	-	8	7	8	7	7	-	-	-	-
DEVONSHIRE	8	7	9	7	7	-	-	-	-	10	10	10	9	9	-	-	-	-	11	11	11	10	10	-	-	-	-	12	12	12	11	10	-	-	-	-
ELLISON	6	4	6	5	5	-	-	12	12	10	8	10	9	8	-	-	12	12	-	-	-	-	-	-	-	-	-	-	-	-	-	-	-	-	-	
HUDSON FALLS	6	5	7	5	5	-	8	-	-	10	8	10	8	8	-	11	-	-	-	-	-	-	-	-	-	-	-	-	-	-	-	-	-	-	-	
LOXLEY	10	9	-	9	9	-	-	13	13	12	11	-	11	11	-	-	13	13	12	11	-	11	11	-	-	-	-	-	-	-	-	-	-	-	-	
MADISON	5	4	6	4	3	-	-	-	-	8	7	9	7	6	-	-	-	-	8	7	9	7	6	-	-	-	-	-	-	-	-	-	-	-	-	
MISSION	6	5	6	5	5	-	6	10	10	9	8	9	8	8	-	10	12	12	9	8	9	8	8	-	10	12	12	-	-	-	-	-	-	-	-	

Pick-a-Panel Door Styles

1 PICK YOUR STYLE

POTTER'S MILL



See Section 200 of your Specifications Manual for additional details.

2 PICK YOUR PANEL




FLAT PANEL



RAISED PANEL



REVERSED RAISED PANEL



BEADED PANEL

PANEL TYPE / WOOD SPECIES / PRICE GROUP

DOOR STYLE	FLAT PANEL									REVERSED RAISED								RAISED								BEADED											
	CHERRY	HICKORY	KNOTTY ALDER	MAPLE	OAK	PAINT GRADE	QS OAK	RIFT-CUT WHITE OAK	WALNUT	CHERRY	HICKORY	KNOTTY ALDER	MAPLE	OAK	PAINT GRADE	QS OAK	RIFT-CUT WHITE OAK	WALNUT	CHERRY	HICKORY	KNOTTY ALDER	MAPLE	OAK	PAINT GRADE	QS OAK	RIFT-CUT WHITE OAK	WALNUT	CHERRY	HICKORY	KNOTTY ALDER	MAPLE	OAK	PAINT GRADE	QS OAK	RIFT-CUT WHITE OAK	WALNUT	
PARK PLACE	6	5	6	5	5	3	-	10	10	9	7	9	8	7	6	-	12	12	9	7	9	8	7	6	-	12	12	-	-	-	-	-	-	-	-	-	-
POTTER'S MILL	6	4	6	4	4	2	-	10	10	9	7	9	8	7	6	-	12	12	9	7	9	8	7	6	-	12	12	10	8	10	9	8	-	-	-	12	12
PROVIDENCE	7	5	7	6	5	4	-	10	10	10	8	10	8	8	6	-	12	12	10	8	10	8	8	6	-	-	-	-	-	-	-	-	-	-	-	-	
SONOMA	9	8	9	8	8	-	-	10	10	10	8	10	8	8	-	-	12	12	10	8	10	8	8	-	-	-	-	-	-	-	-	-	-	-	-	-	
VALENCIA	8	-	-	7	-	-	-	-	-	11		-	10	-	-	-	-	-	11	-	-	10	-	-	-	-	-	-	-	-	-	-	-	-	-	-	
VENICE	9	-	9	8	-	-	-	-	-	11	-	11	10	-	-	-	-	-	11	-	11	10	-	-	-	-	-	-	-	-	-	-	-	-	-	-	
WAKEFIELD	10	-	10	9	-	-	-	-	-	13	-	13	12	-	-	-	-	-	13	-	13	12	-	-	-	-	-	-	-	-	-	-	-	-	-	-	
WINDWOOD	4	2	5	3	2	-	-	-	-	7	5	7	5	5	-	-	-	-	7	5	7	5	5	-	-	-	-	-	-	-	-	-	-	-	-	-	

Pick-a-Panel Door Styles

BROOKHILL

Raised Panel



Natural on walnut

CALISTOGA

Raised Panel



Lakeshore Classic*

DANA POINTE


Beaded Panel



Peppered Appaloosa on cherry

DEVONSHIRE

Flat Panel



Magnolia Pewter Highlight*

ELLISON

Reversed Raised Panel



Seagrass Dry Brush on rift-cut white oak

HUDSON FALLS

Flat Panel



Castle Rock Dry Brush on quartersawn oak

Pick-a-Panel Door Styles

LOXLEY

Flat Panel



Hearth on rift-cut white oak

MADISON

Raised Panel



Celeste Pewter Highlight*

MISSION

Flat Panel



Biscotti on rift-cut white oak

PARK PLACE

Flat Panel



Natural on walnut

POTTER'S MILL

Flat Panel



Earl Grey Ebony Highlight*

PROVIDENCE

Flat Panel



White Icing Classic*

* Classic and Highlight paints available on maple or paint grade on select door styles. Paint grade is an alternative to maple. See material availability on pages 4-5.

Pick-a-Panel Door Styles

SONOMA

Flat Panel



Peppercorn on rift-cut white oak

VALENCIA

Flat Panel



Natural Burnt Sienna Glaze and Highlight on cherry

VENICE

Raised Panel



Onyx on knotty alder

WAKEFIELD

Raised Panel



Smoke on maple

WINDWOOD

Flat Panel



Macchiato Pewter Highlight*

Specialty Door Styles

APOLLO



Perfect Storm Classic*

BAHAMAS



White Icing Classic*

CASEY



Irish Crème Classic*

VICTORIA

Raised Panel



Carriage Black Ebony Glaze with Heirloom Distressing on cherry

SPECIES	PRICE GROUP			
	APOLLO	BAHAMAS	CASEY	VICTORIA
CHERRY	10	12	10	11
HICKORY	9	11	9	-
KNOTTY ALDER	-	12	-	-
MAPLE	9	11	9	10
OAK	9	10	9	-
PAINT GRADE	-	-	-	-
QS OAK	-	-	-	-
RIFT-CUT WHITE OAK	12	-	-	-
WALNUT	12	-	12	-

* Classic and Highlight paints available on maple or paint grade on select door styles. Paint grade is an alternative to maple. See material availability on pages 4-5.

Wood & Paint Grade Characteristics


Strong and stable, walnut has a smooth grain with rich, warm appeal. Color varies from deep chocolate brown to light gray-brown with reddish undertones. It will mellow and lighten in color as it ages.

WALNUT



The rustic nature of this light brown wood showcases pin knots, open and closed knots, and mineral streaks that are embedded in uniform straight-grain patterns.

KNOTTY ALDER



The unique cutting of this oak creates close-knit vertical grain patterns that display a textured and figured appearance. Quartersawn Oak ranges in color from light tan to brown.

QUARTERSAWN OAK




This strong wood is milled perpendicular to the log's growth rings to produce a linear grain pattern with no flecking. It has a fine texture and will vary in color from beige to creamy tan, and may have an olive cast.

RIFT-CUT WHITE OAK



MAPLE



The smooth texture and uniform grain patterns have a visible color range of creamy white to varying shades of brown, and turns amber with age.

CHERRY



The esteemed look of cherry ranges from light pink to varying shades of brown, and deepens in color with age.

OAK




Arching grain patterns are typical of the classic oak species. Natural wood colors range from light tans to dark reds and browns.

HICKORY






Bold, prominent grain patterns are characteristic of hickory. Additional features include: burls, pin knots, mineral streaks, and small sound knots.

PAINT GRADE



Paint Grade is a great alternative to maple. Painted Paint Grade gives a stylish, consistent look that is durable and more resistant to warping, expansion, and contraction than solid hardwoods.

Wood Finishes

		
<p>PAINT</p> <p>Give your cabinetry a smooth, uniform finish with Classic paint shades, or add character with hand-brushed Highlight Only or Glaze and Highlight options.</p>	<p>STAIN</p> <p>Let the natural beauty of your chosen wood shine through. Accentuate door details with Highlight Only or add dimension with a hand-applied Glaze and Highlight.</p>	<p>SPECIALTY</p> <p>These one-of-a-kind finishes are created by skilled artisans through multi-step processes including hand brushing, color-washing, and/or distressing.</p>







Glaze Options for Stain & Paint

HIGHLIGHT ONLY

Hand-brushing glaze on doors, drawer fronts, molding, and accessories accents and defines detail without changing the overall base color.

GLAZE AND HIGHLIGHT

Glaze is sprayed over all finished components, then hand-wiped, changing the base color. Highlighting is added to define details on doors, drawer fronts, moldings, and accessories.

<p>PAINT ▶</p>	<p>Saffron Classic</p> 	<p>Saffron Mocha Highlight Only</p> 	<p>Saffron Mocha Glaze and Highlight</p> 
<p>STAIN ▶</p>	<p>Hazelnut</p> 	<p>Hazelnut Burnt Sienna Highlight Only</p> 	<p>Hazelnut Burnt Sienna Glaze and Highlight</p> 

Finishes

MAPLE & PAINT GRADE CLASSIC PAINTS

							
Magnolia	Sea Salt	White Icing	Divinity	White Chocolate	Buff	Fauna	Safari
							
Gazelle	Irish Crème	Chai Latte	Macchiato	Sandpiper	Frappe	Earl Grey	Carriage Black
							
Gray Owl	London Fog	Perfect Storm	Dusk	Gale	Celeste	Billow	Lakeshore
							
Tidal	Marine	Bay Leaf	Aloe	Eucalyptus	Blush	Cayenne	Spanish Paprika
							
Buttercream	Saffron	Curry					

Finishes

MAPLE & PAINT GRADE HIGHLIGHT PAINTS



Magnolia
Pewter
Highlight



Sea Salt
Pewter
Highlight



White Icing
Pewter
Highlight



Divinity
Burnt Sienna
Highlight



Divinity
Pewter
Highlight



White
Chocolate
Mocha Highlight



White
Chocolate
Pewter Highlight



Irish Crème
Pewter
Highlight




Chai Latte
Pewter
Highlight




Macchiato
Pewter
Highlight



Macchiato
Ebony
Highlight



Frappe
Ebony
Highlight




Earl Grey
Ebony
Highlight




Saffron Mocha
Highlight



Cayenne
Sable
Highlight



Dusk Ebony
Highlight



Gale Pewter
Highlight



Celeste
Pewter
Highlight

MAPLE & PAINT GRADE GLAZE AND HIGHLIGHT PAINTS



Morel Raw
Umber
Glaze and
Highlight^



Saffron Mocha
Glaze and
Highlight^



Cayenne Sable
Glaze and
Highlight^


MAPLE GLAZE & HIGHLIGHT WITH HEIRLOOM DISTRESSING PAINTS*




Morel Raw
Umber
Glaze and
Highlight
Heirloom
Distressing^



Saffron Mocha
Glaze and
Highlight
Heirloom
Distressing^



Cayenne Sable
Glaze and
Highlight
Heirloom
Distressing^



Carriage
Black Ebony
Glaze
Heirloom
Distressing^

^Not available on the Bella doorstyle

* Not available on Paint Grade

Finishes

MAPLE STAINS



Natural



Biscotti



Sandalwood



Hazelnut




Chestnut



Amaretto



Rummary



Ginger Snap




Dockside



Eagle Rock




French Roast



Hearth



Smoke



Onyx



Espresso

MAPLE GLAZES Available in Highlight, or Glaze and Highlight.




Natural Burnt
Sienna Glaze



Sandalwood
Burnt Sienna
Glaze^



Hazelnut Burnt
Sienna Glaze



Amaretto
Ebony Glaze




Rummary
Ebony Glaze




Ginger Snap
Ebony Glaze



Eagle Rock
Sable Glaze



French Roast
Sable Glaze



Smoke Ebony
Glaze^

MAPLE COLLECTIONS

COASTAL



Cottage White
Dry Brush



Castle Rock
Dry Brush



Harbor Mist
Dry Brush



Seagrass Dry
Brush



Islander Dry
Brush



Castle Rock
Sheer



Harbor Mist
Sheer



Seagrass
Sheer




Islander Sheer

APPALOOSA



Dove
Appaloosa



Silver
Appaloosa



Buckskin
Appaloosa



Peppered
Appaloosa

^Not available on the Bella doorstyle
*Only available in Glaze and Highlight.


Finishes

OAK, QUARTERSAWN OAK & RIFT-CUT WHITE OAK STAINS




OAK, QUARTERSAWN OAK & RIFT-CUT WHITE OAK GLAZES

Available in Highlight, or Glaze and Highlight.



EXCLUSIVE RIFT-CUT WHITE OAK GLAZES

Available in Highlight, or Glaze and Highlight.




OAK, QUARTERSAWN OAK & RIFT-CUT WHITE OAK COLLECTIONS

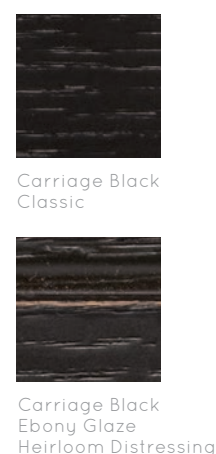
COASTAL



STONEY BROOKE



PAINT



† Finish not available in quartersawn oak


** Finish not available in oak

^ Only available in Glaze and Highlight.

EXPLORE limitless possibilities

Finishes

CHERRY STAINS



Peppercorn




Cappuccino



Natural




Sandalwood



Biscotti



Pecan



Chestnut




Amaretto




Rumberry



Dockside




Eagle Rock



French Roast



Ginger Snap




Espresso



Hearth




Smoke



Onyx


CHERRY GLAZES Available in Highlight, or Glaze and Highlight.



Peppercorn
Ebony Glaze




Cappuccino
Burnt Sienna
Glaze




Natural Burnt
Sienna Glaze



Sandalwood
Burnt Sienna
Glaze^



Pecan Burnt
Sienna Glaze




Amaretto
Ebony Glaze



Rumberry
Ebony Glaze



Eagle Rock
Sable Glaze



French Roast
Sable Glaze



Ginger Snap
Ebony Glaze




Smoke Ebony
Glaze^


APPALOOSA COLLECTION



Dove
Appaloosa



Silver
Appaloosa




Buckskin
Appaloosa



Peppered
Appaloosa

PAINT




Carriage Black
Ebony Glaze
Heirloom
Distressing


^Not available on the Bella doorstyle
*Only available in Glaze and Highlight.

Finishes


KNOTTY ALDER STAINS



KNOTTY ALDER GLAZES Available in Highlight, or Glaze and Highlight.



APPALOOSA COLLECTION



PAINT




*Only available in Glaze and Highlight.

Finishes

HICKORY STAINS



Natural Biscotti Sandalwood Pecan Rumberry




Amaretto Dockside French Roast Smoke

HICKORY GLAZES Available in Highlight, or Glaze and Highlight.



Sandalwood Burnt Sienna Glaze^ Rumberry Ebony Glaze Amaretto Ebony Glaze French Roast Sable Glaze Smoke Ebony Glaze^

HICKORY PAINT



Carriage Black Classic Carriage Black Ebony Glaze Heirloom Distressing

WALNUT STAIN



Natural

^Not available on the Bella doorstyle

Specialty Finishes

Specialty Appaloosa Collection finishes give you true-to-life aging. These unique finishes share the character and one-of-a-kind markings of the American Appaloosa horses that inspire them.

APPALOOSA DISTRESSING FEATURES

- ① Hand applied dents
- ② Softly sanded corners and profiles
- ③ Knife splits
- ④ Worm holes
- ⑤ Cowtailing
- ⑥ Chisel marks
- ⑦ Brushed glaze accents

▼ APPALOOSA COLLECTION applicable to select wood door styles



▲ APPALOOSA COLLECTION Dove Appaloosa



▲ APPALOOSA COLLECTION
Buckskin Appaloosa



▲ APPALOOSA COLLECTION
Peppered Appaloosa



▲ APPALOOSA COLLECTION Silver Appaloosa

Specialty Finishes: Coastal

For wood and premium veneer door styles.


COASTAL COLLECTION FEATURES

- ① Color-washed stain
- ② Dry hand-brushed accent (dry brush)



▲ COASTAL COLLECTION
Cottage White Sheer

▼ COASTAL COLLECTION Seagrass Dry Brush



▲ COASTAL COLLECTION
Harbor Mist Dry Brush

▼ COASTAL COLLECTION Islander Dry Brush



▲ COASTAL COLLECTION
Castle Rock Sheer

Specialty Finishes: Stoney Brooke

Available on oak, quartersawn oak, rift-cut white oak, and straight-grain red oak.

STONEY BROOKE FEATURES

- ③ Multiple hand-applied glaze materials onto stain
- ④ Thicker than standard glaze
- ⑤ Varying shades of glaze
- ⑥ Textural feel and appearance

▼ STONEY BROOKE COLLECTION Cobblestone



▲ STONEY BROOKE COLLECTION Boulder



▲ STONEY BROOKE COLLECTION Greystone

Finish Select

Take cabinetry to a whole new level by creating a truly unique finish. Enhance the natural characteristics of wood with Highlight or Glaze and Highlight, or choose a specialty paint finish. Add richness with techniques such as dry brushing and distressing.

Once you have selected your door style, follow these simple steps to create a finish to complete your look. Remember to order and approve a sample door before placing your order.

1 CHOOSE YOUR BASE FINISH (Stain, Classic Paint, Custom Paint, Coastal Sheer)

2 CHOOSE YOUR GLAZE COLOR (Optional)



BURNT SIENNA



EBONY




SABLE



RAW UMBER




MOCHA




PEWTER*

3 CHOOSE YOUR GLAZE APPLICATION (If glaze is chosen in step 2)



HIGHLIGHT ONLY



GLAZE AND HIGHLIGHT




Light dry-brushed taupe accents
available on any base color.

5 CHOOSE YOUR DISTRESSING (Optional)



HEIRLOOM
Machine dents, sand through



ANTIQUE**
Hand dents, round over



LEGACY**
Antique plus rasping, worm holes,
chisel marks, knife splits and
cowtailing.

*Available in Highlight Only.

**Antique and Legacy Distressing available through Finish Select only.

Distressed Finishes

Create the exact look you want with specialty distressing, offered in three levels of character—lightly with Heirloom, subtly worn with Antique and weather-beaten with Legacy. Specialty Appaloosa Collection finishes give you true-to-life aging.

HEIRLOOM** DISTRESSING FEATURES

- ① Dents (automated)
- ② Softly sanded corners and profiles

LEGACY DISTRESSING FEATURES

- ① Hand applied dents
- ② Softly sanded corners and profiles
- ③ Knife splits
- ④ Worm holes
- ⑤ Cowtailing
- ⑥ Chisel marks

ANTIQUÉ DISTRESSING FEATURES

- ① Hand applied dents
- ② Softly sanded corners and profiles



▲ HEIRLOOM distressing
applicable to select wood door styles on select paint with glaze and highlight finishes



▲ LEGACY distressing



▲ ANTIQUÉ distressing



▲ ANTIQUÉ distressing



▲ ANTIQUÉ distressing


** Heirloom Distressing is available on select door styles and paint finishes as part of the standard Design-Craft product line.

Exclusive Styles & Colors

Acrylic sheens and colors create the ultimate in drama when incorporated into your room.

► ACRYLIC


GIBSON Price Group 10




Gloss Acrylic Gardenia

HIGH GLOSS ACRYLIC


Gloss acrylic has a high luster sheen for dramatic, contemporary looks.



White Dahlia




Gardenia



Twill



Cosmo



Charcoal Gray



Navy



Carbon Black

GIBSON Price Group 9



Matte Acrylic Mink

MATTE ACRYLIC


Matte acrylic has a luxurious, suede-like softness.



Skyline



Urban



Mink



Gibson in Mink on matte acrylic, and Ellison with Reversed Raised Panel in Natural on walnut

Exclusive Styles & Colors

Filled with character and texture, engineered textured melamine offers a predictable, softer look on slab styling.

► THE REMNANTS COLLECTION TEXTURED MELAMINE


PIKE'S PEAK Price Group 10




Silver Moss



Silver Moss



Desert Wood




Driftwood

HORIZON PEAK Price Group 10



Desert Wood



Tobacco



Gibson in Charcoal Grey on gloss acrylic, and Pike's Peak in Desert Wood on textured melamine

Premium Veneer & Paint Grade


These premium hardwood veneer styles are available exclusively on the Bella door style to add eye-catching, trend-forward looks to your home. Or, select a Paint Grade door for maximum durability with minimum maintenance.



PAINT GRADE




Paint Grade is a great alternative to maple. Painted Paint Grade gives a stylish, consistent look that is durable and more resistant to warping, expansion, and contraction than solid hardwoods.



RECONSTITUTED/
STRAIGHT-GRAIN



Layers of veneer are aesthetically combined to form uniform grain with high contrasting colors in reconstituted veneers. Straight-grain Red Oak is a premium cut veneer displaying beautiful character and natural figuring of the wood.



BAMBOO




Bamboo is a desirable veneer and boasts unique irregular patterns and contrast, offering a specialized look to your décor.



RIFT-CUT WHITE OAK



Rift-cut white oak veneer features a linear close knit grain pattern and matching edge banding. The color ranges from beige to creamy tan and may have an olive cast.



WALNUT



Walnut veneer features a smooth and distinct grain pattern and matching edge banding. The color ranges from deep chocolate brown to light reddish-gray brown in color.

▼ BELLA




Natural walnut

SPECIES	PRICE GROUP
BAMBOO	12
PAINT GRADE	5
RECONSTITUTED HEARTWOOD	7
RECONSTITUTED WHITEWOOD	6
RIFT-CUT WHITE OAK	10
STRAIGHT-GRAIN RED OAK	7
WALNUT	13

Finish


► BAMBOO



Natural

Finish

► WALNUT



Natural

Finishes

RECONSTITUTED HEARTWOOD




Natural




Sandalwood




Pecan



Chestnut




Amaretto



Rumberry




Ginger Snap




Hearth



Smoke



Espresso




Onyx

RECONSTITUTED WHITEWOOD STAINS




Natural




Sandalwood



HazelNut




Chestnut




Amaretto




Rumberry




Ginger Snap



Hearth



Espresso



Onyx

COASTAL COLLECTION



Cottage White
Dry Brush




Castle Rock
Dry Brush



Harbor Mist
Dry Brush



Seagrass
Dry Brush



Islander
Dry Brush



Castle Rock
Sheer



Harbor Mist
Sheer



Seagrass
Sheer



Islander
Sheer

Finishes

STRAIGHT-GRAIN RED OAK STAINS



Peppercorn



Cappuccino



Natural



Sandalwood




Hazelnut




Pecan




Chestnut



Amaretto



Rumberry



Biscotti




Dockside



Hearth



Smoke



Onyx

COASTAL COLLECTION



Cottage White
Dry Brush




Castle Rock
Dry Brush



Harbor Mist
Dry Brush



Seagrass
Dry Brush




Islander
Dry Brush



Cottage White
Sheer



Castle Rock
Sheer



Harbor Mist
Sheer




Seagrass
Sheer




Islander
Sheer

STONE BROOKE COLLECTION



Greystone



Cobblestone



Boulder

Finishes

RIFT-CUT WHITE OAK STAINS



Peppercorn



Cappuccino



Natural



Biscotti




Sandalwood



Hazelnut



Pecan



Chestnut



Amaretto




Rummary




Dockside



Hearth



Eagle Rock




French Roast



Espresso



Smoke



Onyx


COASTAL COLLECTION




Cottage White
Dry Brush




Castle Rock
Dry Brush



Harbor Mist
Dry Brush



Seagrass
Dry Brush



Islander
Dry Brush



Cottage White
Sheer




Castle Rock
Sheer



Harbor Mist
Sheer




Seagrass
Sheer




Islander
Sheer


STONE BROOKE COLLECTION



Greystone



Cobblestone



Boulder



Bella in Cappuccino on straight-grain red oak, and Carriage Black Classic

Thermofoil Doorstyles

A winning alternative to traditional wood door styles, thermofoil offers a design aesthetic adaptable to many decor styles.

EATON



Tigereye Walnut

GALILEO



Matte Steele

THORNE



Seria



Fashion Grey
Matte Reflection



Fresh Grey
Gloss Reflection

Material sheens greatly affect the overall look of your space. Matte has a more subtle finish and will absorb light instead of reflecting it. This quality softens the overall feel and should be considered with small spaces.

Gloss finishes reflect light and are often color-rich and vibrant. These qualities enhance reflections providing the illusion of a larger space.

DOOR STYLE	PRICE GROUP
EATON - GLOSS	8
EATON - MATTE	1
EATON - WOODGRAIN	3
GALLILEO - MATTE	1
GALLILEO - WOODGRAIN	3
THORNE - MATTE	2
THORNE - WOODGRAIN	4

Thermofoil Colors

Thermofoil offers realistic woodgrains, deep colors and protective gloss, satin or matte layers resulting in lustrous and durable finishes.



A solid, soft and muted finish available in four neutral tones.



Gloss is often used for contemporary or urban designs. These high luster finishes are available in a wide variety of colors.




Woodgrain finishes provide a realistic-looking, durable alternative to hardwoods.

MATTE



Polar



Fashion Gray



Matte Steele



Matte Black


GLOSS




Whitecap




Fresh Gray



Brushed Sterling



Storm Gray




Midnight

WOODGRAIN




Tigereye Walnut




Soprano



Amber Walnut



Seria



Baroque

Craftsmanship

Design-Craft cabinets are created one at a time, one order at a time. Your cabinets are built to your exact specifications for style, organization and detailing. Inside every cabinet, you'll find exceptional craftsmanship and unique benefits.

QUALITY INSIDE & OUT



- ▲ **HEAVY-DUTY 5/8" thick materials**
The ultimate in confidence with standard furniture board or upgraded plywood cases (sides, bottoms and floors).



- ◀ **MAPLE natural melamine interior**
A beautiful, natural-looking maple melamine interior applied to standard furniture board or natural maple veneer interiors applied to upgraded plywood. Available on Wood, Paint Grade, Premium Veneer, Woodgrain Thermofoil, Acrylic and Textured Melamine door styles.



- ◀ **WHITE melamine interior**
A bright, fresh cabinet interior greets you every time with white melamine, applied to either standard furniture board or upgraded plywood. Available on Wood, Paint Grade, Gloss and Matte Thermofoil and Acrylic door styles.

PEACE & QUIET. STANDARD.

Design-Craft has built-in benefits that may not be top-of-mind, but are definitely appreciated once installed.



- ▲ **QUIET CLOSING doors**
Special 110-degree opening door hinges slow the occasional slam for a peaceful kitchen, day and night.




- ◀ **QUIET CLOSE FULL EXTENSION drawer guides**
Every Design-Craft drawer features full extension drawer guides that give you access to everything inside. A simple push will get these drawers going into the closed position, softly and quietly.



▼ STANDARD Design-Craft brings premium features to every product as standard.



▲ 5/8" THICK FURNITURE BOARD end panels
Shown with finished end.



▲ 5/8" THICK SOLID-WOOD DOVETAIL drawers

▼ UPGRADES Upgrade options allow you to choose the look and level of performance you desire in your home.



▲ 5/8" THICK PLYWOOD end panels
Shown with finished end.



▲ METAL DRAWERS
Easy-clean metal drawer sides and melamine bottoms make a bright, fresh complement to contemporary kitchens.

Craftsmanship

▼ DRAWER CONSTRUCTION

Our drawer boxes maintain solid construction, giving you trustworthy durability and lasting strength.


Drawers feature:

- 5/8" thick hardwood sides
- 1/4" thick fully-captured drawer bottom
- Furniture-quality dovetail construction
- Sealed with clear coat for easy cleaning

NOTE: Wood character and color variations are visible in hardwood.



Fully captured drawer bottom



Dovetail construction

▼ PLYWOOD

We ensure that our plywood meets or exceeds the highest standards. For plywood upgrade cabinets, we use only the highest grade materials, including two types of plywood:

- Traditional plywood with an all-fir-crossband core has an ideal strength-to-weight ratio for many cabinet parts, so it is used for end panels, shelves, stretchers, hanging rails, etc.
- Engineered plywood with an Paint Grade crossband core creates a superior surface for accepting stains and paints, so it is used for finished surfaces such as finished ends and matching finished interiors.



Fir core plywood



Engineered core plywood



CUSTOM QUOTES

For a truly custom cabinet, like the personalized wine cabinet shown here, talk with a designer about Design-Craft's Custom Quote program. Custom Quote technical experts are available to designers to help make your cabinet concept a reality.

Gibson in Mink on matte acrylic, and Ellison with Reversed Raised Panel in Natural on walnut

Design-Craft®

10501 10th Street, Waconia, MN 55387

Great design.
Greater capacity.

Create a space that expands your horizons and
launches you into your passions.

DESIGNCRAFTCABINETS.COM

PRODUCT AVAILABILITY

Styles and product availability may vary slightly from those shown in this guide due to material availability and/or improvements to our designs. Specifications are subject to change without notice.

PRINTING LIMITATIONS

Product photography and illustrations have been reproduced as accurately as print and web technologies permit. To ensure highest satisfaction, we suggest you view an actual sample from your nearest Design-Craft dealer for best color, wood grain and finish representation.



Brands by Cabinet Networks Group